

FLP[®]

BUSINESS MODEL

FLP[®]

**RECEIVABLES AND
FINANCIAL ACCOUNTING**

FEATURES AND FUNCTIONALITIES



Successful Business Selects **FLP[®]**

FLP[®]

**RECEIVABLES AND
FINANCIAL ACCOUNTING
FEATURES &
FUNCTIONALITIES**

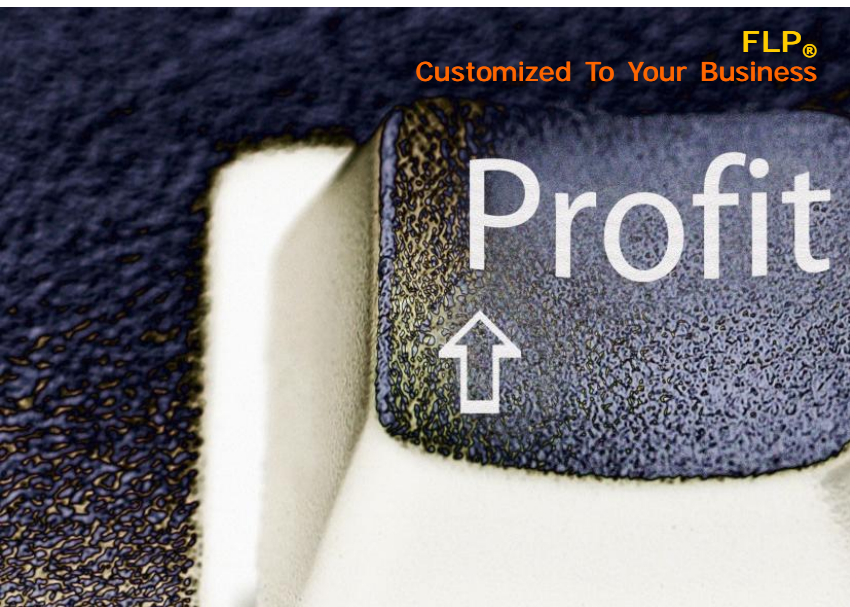
FINANCIAL ACCOUNTING IS FINANCIAL ACCOUNTING

FLP[®] Receivables and Financial Accounting emphasize on double entries, general ledger, profit and loss and balance sheet, leaving all other business processes to be handled by other FLP[®] Functional Managers.

There are too many accounting software claiming their ability to handle all of your business activities and accounting in one single accounting software. Those accounting program may be tolerable under a very small family style of business. When it comes to enterprise level of management, using those accounting programs will end up chaos. How many of your friends are confronting account books not balanced, inventory not traceable to ledger, difficult month end or year end IT procedures, difficulty in the walkthrough of an entry to various reports and worst of all delay in closing books of account some six months after the year end. The problem is similar to the use of a fork to serve rice, noodle and soup. You eventually will waste but not save your precious time.

RESTORE THE FUNDAMENTAL

The fundamental of financial accounting is the 'double entries'. FLP[®] Receivables and Financial Accounting business model does not confuse financial accounting with management accounting or costing. Your company operations and management information are being taken care of by other FLP[®] Functional Managers which seamlessly integrate with FLP[®] Accounting Manager. Automated double entries can easily be traced or linked to the source entries.





FLP®
Customized To Your Business

FEATURES

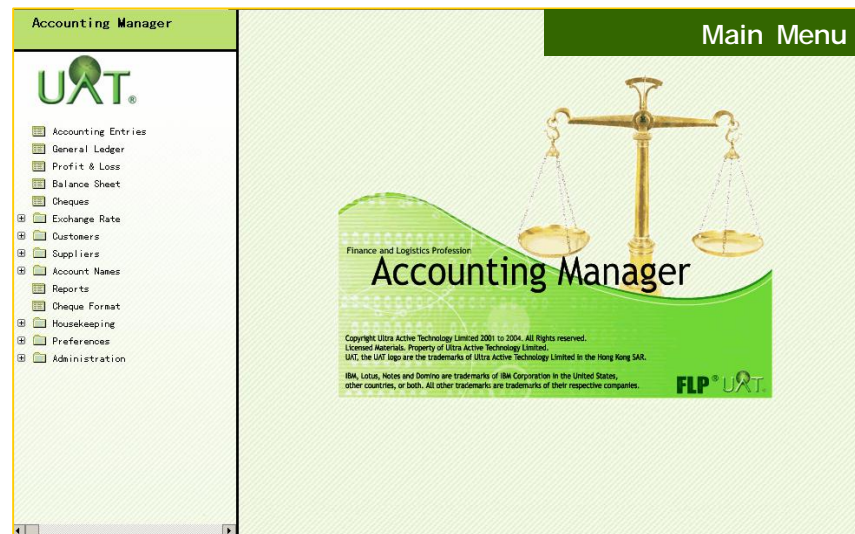
- ❖ True Financial Accounting
- ❖ Transaction Journals and General Ledger
- ❖ Profit and Loss, Balance Sheet
- ❖ Multi-Currencies, Multi-Locations, Multi-Centers
- ❖ Sales Invoice and Debit Notes
- ❖ Outstanding Reminders
- ❖ Customer Outstanding Analysis
- ❖ Human Resources Management
- ❖ Business Intelligence
- ❖ Built-in Award-Winning Report Writer
- ❖ Power Search Engine
- ❖ Email Integration
- ❖ PDF Print Driver
- ❖ Click and Trigger
- ❖ Comprehensive security, Access Right Control, Audit Trail.
- ❖ Accounting entries are always up to date; No Posting Required
- ❖ Multiple users, Multiple Languages, Accessible Anytime and Anywhere.
- ❖ Seamlessly integrated with other FLP® solutions

FINANCIAL ACCOUNTING FUNCTIONALITY

The fundamental of financial accounting is the 'double entries'. FLP® Receivables and Financial Accounting business model does not confuse financial accounting with management accounting or costing.

In FLP® Accounting Manager, you will find the four basics of financial accounting:

- ❖ Journal Entries (Double Entries)
- ❖ General Ledger
- ❖ Profit and Loss
- ❖ Balance Sheet



JOURNAL ENTRIES

All of your transaction journal entries are being recorded in FLP® Accounting Manager and you don't need to do posting. You can freely scroll the screen and browse all of the journals. Select an entry and click the button 'View Double Entries' will pop up the double entries in full details, e.g. cost center, location, exchange rate, local currency, base currency and cheque details

Account Name	Date	Month	Description	Local Debit	Local Credit	Base Debit	Base Credit
▶ AC0405000073				39,410.95	39,410.95	39,410.95	39,410.95
▶ AC0405000074				23,505.00	23,505.00	13,625.85	13,625.85
▶ AC0405000075				7,239.69	7,239.69	7,239.69	7,239.69
▶ AC0405000076				523,087.00	523,087.00	303,233.50	303,233.50
▶ AC0405000077				10,450.00	10,450.00	12,412.51	12,412.51
▶ AC0405000078				6,782.00	6,782.00	8,055.66	8,055.66
▶ AC0405000079				36,570.00	36,570.00	36,570.00	36,570.00
▶ AC0405000080				210.00	210.00	210.00	210.00
▶ AC0405000081				37,690.00	37,690.00	44,768.18	44,768.18
▶ AC0405000082				2,500.00	2,500.00	19,500.00	19,500.00
Equipment	2004-08-17	Aug-2004	1 Projector	USD 2,500.00		HKD 19,500.00	
Hong Sang Bank	2004-08-17	Aug-2004	1 Projector	USD	2,500.00	HKD	19,500.00
▶ AC0405000083				5,010.00	5,010.00	5,010.00	5,010.00
▶ AC0405000084				5,000.00	5,000.00	5,000.00	5,000.00
▶ AC0405000085				10,000.00	10,000.00	10,000.00	10,000.00
▶ AC0405000086				6,402.00	6,402.00	3,711.24	3,711.24
▶ AC0405000087				780.00	780.00	780.00	780.00
▶ AC0405000088				7,700.00	7,700.00	7,700.00	7,700.00
▶ AC0405000089				350,000.00	350,000.00	202,895.00	202,895.00
▶ AC0405000090				3,434.00	3,434.00	4,078.91	4,078.91
▶ AC0405000091				3,600.00	3,600.00	28,080.00	28,080.00
Equipment	2004-08-19	Aug-2004	Tel system	USD 3,600.00		HKD 28,080.00	
Citibank	2004-08-19	Aug-2004	Tel System	USD	3,600.00	HKD	28,080.00
▶ AC0405000092				5,297.00	5,297.00	6,291.78	6,291.78
▶ AC0405000093				8,409.00	8,409.00	9,988.21	9,988.21
▶ AC0405000094				64,360.00	64,360.00	76,446.81	76,446.81
▶ AC0405000095				26,806.00	26,806.00	15,539.44	15,539.44
▶ AC0405000096				5,640.00	5,640.00	5,640.00	5,640.00
▶ AC0405000097				43,205.00	43,205.00	51,318.90	51,318.90
▶ AC0405000098				45,905.00	45,905.00	26,611.13	26,611.13
▶ AC0405000099				10,508.00	10,508.00	12,481.40	12,481.40
▶ AC0405000100				275.94	275.94	275.94	275.94
▶ AC0405000101				97,423.00	97,423.00	115,719.04	115,719.04
▶ AC0405000102				457.00	457.00	457.00	457.00
▶ AC0405000103				89,215.00	89,215.00	40,123.44	40,123.44

GENERAL LEDGER

Once double entries are input to FLP® Accounting Manager, you immediately are able to have the most updated balance of each account balance. Also, you can easily get the information of account balance by month. Similarly, select an entry and click the button 'View Double Entries' will bring you to the detailed double entries. Notice that FLP® Accounting Manager supports multi-currency.

Document Number	Date	Month	Description	Local Debit	Local Credit	Local Balance	Base Debit	Base Credit	Base Balance
▶ Accounts Payable				1,111,465.54	3,263,169.00	(2,151,703.46)	805,215.68	1,712,919.79	(907,704.11)
▶ Accounts Receivable				5,300,476.56	2,110,726.50	3,189,750.06	2,821,455.79	1,370,750.30	1,450,705.49
▶ Accumulated Depreciation-Motor Car				0.00	10,000.00	(10,000.00)	0.00	10,000.00	(10,000.00)
▶ Accumulated Depreciation - Equipment				0.00	5,010.00	(5,010.00)	0.00	5,010.00	(5,010.00)
▶ Accumulated Depreciation - Leasehold Improvements				0.00	5,000.00	(5,000.00)	0.00	5,000.00	(5,000.00)
▼ Advertising				18,121.00	0.00	18,121.00	141,343.80	0.00	141,343.80
ACD405000032	2004-08-02	Aug-2004	SCMP	USD	7,659.00		HKD	59,732.40	
ACD405000095	2004-08-07	Aug-2004	CEO Magazine	USD	600.00		HKD	4,680.00	
ACD405000137	2004-09-17	Sep-2004	Road Show	USD	5,333.00		HKD	41,597.40	
ACD405000156	2004-09-16	Sep-2004	Brochure	HKD	4,530.00		USD	35,334.00	
▶ Bank Interest				12,145.76	0.00	12,145.76	11,976.98	0.00	11,976.98
▶ Citibank				103,470.00	110,825.00	(7,355.00)	103,310.32	65,749.11	37,561.21
▶ Commission				235,498.00	0.00	235,498.00	101,035.81	0.00	101,035.81
▶ Common Stocks				0.00	11,007.00	(11,007.00)	0.00	11,007.00	(11,007.00)
▶ Depreciation				20,010.00	0.00	20,010.00	20,010.00	0.00	20,010.00
▶ Dividend Revenue				0.00	13,524.00	(13,524.00)	0.00	16,049.61	(16,049.61)
▶ Entertainment				22,604.00	0.00	22,604.00	13,034.34	0.00	13,034.34
▼ Equipment				8,120.00	0.00	8,120.00	63,333.70	0.00	63,333.70
ACD405000015	2004-07-12	Jul-2004	Printer HP80C	USD	1,150.00		HKD	8,967.70	
ACD405000051	2004-08-02	Aug-2004	1 IBM PC	USD	870.00		HKD	6,786.00	
ACD405000082	2004-08-17	Aug-2004	1 Projector	USD	2,500.00		HKD	19,500.00	
ACD405000091	2004-08-19	Aug-2004	1 tel system	USD	3,200.00		HKD	28,080.00	
▶ Freight-in Charges				80,076.00	0.00	80,076.00	59,013.24	0.00	59,013.24
▶ Hang Seng Bank				453,125.00	544,458.00	(91,333.00)	453,528.54	390,451.86	63,076.68
▶ HSBC				12,626,940.70	2,493,588.30	10,133,352.40	11,322,722.59	2,296,081.10	9,026,641.49
▶ Insurance				4,340.00	0.00	4,340.00	3,356.73	0.00	3,356.73
▶ Interest Revenue				0.00	4,670.00	(4,670.00)	0.00	5,308.26	(5,308.26)
▶ Leasehold Improvements				203,424.00	0.00	203,424.00	65,769.00	0.00	65,769.00
▶ Local Travels				5,765.00	0.00	5,765.00	5,359.67	0.00	5,359.67
▶ Long Term Investments				153,623.00	0.00	153,623.00	171,919.04	0.00	171,919.04
▶ Motor Car				723,905.00	0.00	723,905.00	846,275.33	0.00	846,275.33
▶ Motor Car Expenses				3,160.00	0.00	3,160.00	3,160.00	0.00	3,160.00
▶ Notes Payable				0.00	50,000.00	(50,000.00)	0.00	59,390.00	(59,390.00)
▶ Office Supplies				12,876.00	0.00	12,876.00	4,091.17	0.00	4,091.17
▶ Business Travel				20,884.00	0.00	20,884.00	15,286.28	0.00	15,286.28

FINANCIAL STATEMENTS

Like general ledger, profit and loss and balance sheet are also immediately available once double entries are input to FLP® Accounting Manager.

		Local Debit	Local Credit	Local Balance	Base Debit	Base Credit	Base Balance
Capital and Reserves		4,204,612.76	15,351,490.70	(11,153,877.94)	2,500,747.29	12,875,633.80	(10,381,886.51)
Retained Profit		4,204,612.76	5,111,400.70	(906,787.94)	2,500,747.29	2,635,543.80	(134,796.51)
Share Capital		0.00	10,240,090.00	(10,240,090.00)	0.00	10,240,090.00	(10,240,090.00)
Common Stocks		0.00	11,007.00	(11,007.00)	0.00	11,007.00	(11,007.00)
Paid-in Capital in Excess of Par		0.00	10,229,083.00	(10,229,083.00)	0.00	10,229,083.00	(10,229,083.00)
Net Assets		20,463,709.74	9,309,831.80	11,153,877.94	16,437,741.75	6,095,895.24	10,381,886.51
Assets		19,325,344.20	5,264,587.80	14,060,756.40	15,600,574.25	4,128,022.37	11,472,551.88
Current Assets		18,236,272.20	5,244,577.80	12,991,694.40	14,453,277.18	4,108,012.37	10,345,264.81
Accounts Receivable		5,060,736.50	2,095,706.50	2,965,030.00	2,581,715.73	1,355,730.30	1,225,985.43
Citibank		95,470.00	110,825.00	(15,355.00)	95,310.32	65,749.11	29,561.21
Hang Sang Bank		453,125.00	544,438.00	(91,313.00)	453,328.54	390,451.86	63,076.68
HSBC		12,626,940.70	2,493,588.30	10,133,352.40	11,322,722.59	2,296,081.10	9,026,641.49
Investments		153,623.00	0.00	153,623.00	171,919.04	0.00	171,919.04
Long Term Investments		153,623.00	0.00	153,623.00	171,919.04	0.00	171,919.04
Property, Plant and Equipment		935,449.00	20,010.00	915,439.00	975,378.03	20,010.00	955,368.03
Accumulated Depreciation-Motor Car		0.00	10,000.00	(10,000.00)	0.00	10,000.00	(10,000.00)
Accumulated Depreciation - Equipme		0.00	5,010.00	(5,010.00)	0.00	5,010.00	(5,010.00)
Accumulated Depreciation - Leaseho		0.00	5,000.00	(5,000.00)	0.00	5,000.00	(5,000.00)
Equipment		8,150.00	0.00	8,150.00	63,333.70	0.00	63,333.70
Leasehold Improvements		203,424.00	0.00	203,424.00	65,769.00	0.00	65,769.00
Motor Car		723,905.00	0.00	723,905.00	846,275.33	0.00	846,275.33
Liabilities		1,138,365.54	4,045,244.00	(2,906,878.46)	837,167.50	1,927,832.87	(1,090,665.37)
Current Liabilities		1,138,365.54	4,045,244.00	(2,906,878.46)	837,167.50	1,927,832.87	(1,090,665.37)
Accounts Payable		1,111,465.54	3,263,169.00	(2,151,703.46)	805,215.68	1,712,919.79	(907,704.11)
Notes Payable		0.00	50,000.00	(50,000.00)	0.00	59,390.00	(9,390.00)
Short Term Loan		26,900.00	732,075.00	(705,175.00)	31,951.82	155,523.08	(123,571.26)
		24,661,322.50	24,661,322.50	0.00	16,931,489.04	16,931,489.04	0.00

Balance Sheet

		Local Debit	Local Credit	Local Balance	Base Debit	Base Credit	Base Balance
Net Profit		4,204,612.76	5,111,400.70	(906,787.94)	2,500,747.29	2,635,543.80	(134,796.51)
Net Profit before Tax		4,041,407.76	5,111,400.70	(1,069,992.94)	2,395,217.19	2,635,543.80	(240,326.61)
Finance Costs		12,145.76	0.00	12,145.76	11,976.98	0.00	11,976.98
Bank Interest		12,145.76	0.00	12,145.76	11,976.98	0.00	11,976.98
Operating Profit		4,029,262.00	5,111,400.70	(1,082,138.70)	2,383,240.21	2,635,543.80	(252,303.59)
Gross Profit		3,343,245.00	5,060,736.50	(1,717,491.50)	1,771,933.03	2,581,715.73	(809,782.70)
Costs of Goods Sold		3,343,245.00	0.00	3,343,245.00	1,771,933.03	0.00	1,771,933.03
Freight-in Charges		80,076.00	0.00	80,076.00	59,013.24	0.00	59,013.24
Purchases		3,263,169.00	0.00	3,263,169.00	1,712,919.79	0.00	1,712,919.79
Sales Revenue		0.00	5,060,736.50	(5,060,736.50)	0.00	2,581,715.73	(2,581,715.73)
Operating Expenses		432,398.00	32,470.20	399,927.80	368,927.57	32,470.20	336,457.37
Depreciation		20,010.00	0.00	20,010.00	20,010.00	0.00	20,010.00
Entertainment		22,604.00	0.00	22,604.00	13,034.34	0.00	13,034.34
Insurance		4,340.00	0.00	4,340.00	3,356.73	0.00	3,356.73
Local Travels		5,765.00	0.00	5,765.00	5,059.67	0.00	5,059.67
Motor Car Expenses		3,160.00	0.00	3,160.00	3,160.00	0.00	3,160.00
Office Supplies		12,976.00	0.00	12,976.00	4,091.17	0.00	4,091.17
Overseas Travel		29,854.00	0.00	29,854.00	15,755.75	0.00	15,755.75
Postage		4,479.00	0.00	4,479.00	2,342.10	0.00	2,342.10
Rental		35,159.00	0.00	35,159.00	28,922.63	0.00	28,922.63
Salaries and Allowances		293,265.00	32,470.20	260,794.80	273,001.01	32,470.20	240,530.81
Stationery		886.00	0.00	886.00	194.17	0.00	194.17
Other Revenue		0.00	18,194.00	(18,194.00)	0.00	21,357.87	(21,357.87)
Dividend Revenue		0.00	13,524.00	(13,524.00)	0.00	16,049.61	(16,049.61)
Interest Revenue		0.00	4,670.00	(4,670.00)	0.00	5,308.26	(5,308.26)
Sales and Marketing Expenses		253,619.00	0.00	253,619.00	18,121.00	0.00	18,121.00
Advertising		18,121.00	0.00	18,121.00	18,121.00	0.00	18,121.00
Commission		235,498.00	0.00	235,498.00	10,000.00	0.00	10,000.00
Tax		163,205.00	0.00	163,205.00	105,530.10	0.00	105,530.10
Profit Tax		163,205.00	0.00	163,205.00	105,530.10	0.00	105,530.10
		4,204,612.76	5,111,400.70	(906,787.94)	2,500,747.29	2,635,543.80	(134,796.51)

Profit and Loss

INTUITIVE JOURNAL ENTRIES SCREEN

The interface of double entries input is so intuitive that any one who has basic book-keeping knowledge can complete the double entries without training. Notice that you don't need to jump to another module to input cheque details.

The screenshot displays the 'Accounting Entry' screen in the FLP software. It is divided into several sections:

- Accounting:** Shows document ID 'A0405000015' and location 'Hong Kong'. Below is a table with columns: Account Name, Description, Local Debit, Local Credit, Local Diff, Base Diff, Base Debit, and Base Credit.

Account Name	Description		Local Debit	Local Credit	Local Diff	Base Diff	Base Debit	Base Credit
Control Totals			1,150.00	1,150.00	0.00	0.00	8,967.70	8,967.70
Equipment	Printer HP8000	USD	1,150.00				8,967.70	
Bank of China	Printer HP8000	USD		1,150.00		HKD		8,967.70
- Entry Details:** Shows 'Accounting Entry' type as 'Cheque'. Fields include:
 - Account Name: Bank of China
 - Transaction Date: 2004-07-12 16
 - Accounting Month: Jul-2004
 - Description: Printer HP8000
 - Center: [empty]
 - Local Currency: USD
 - Rate: 7.7980
 - Base Currency: HKD
 - Debit: 1,150.00
 - Credit: 8,967.70
- Entry Details:** Shows 'Cheque Issue' type as 'Create Cheque'. Fields include:
 - Bank Name: HSBC
 - Date: 12 Jul 2004
 - PAY: Micro System Supplies Limited
 - DOLLARS: *** HKD 8,967.70 ***
 - Cheque Number: 222568

CHEQUES

FLP® Accounting Manager lets you view all the cheques you have issued. This is a very useful feature for you to have control over your bank accounts. Double click on a selection will pop up full details of the cheque issued. FLP® Accounting Manager not only allows you to input cheque details but also let you print out a cheque. Data entry of cheque information and double entries can be performed on one screen.

The screenshot displays the 'Cheques' report in FLP Accounting Manager. The main window shows a table of cheques with columns for Bank Name, Cheque Number, Cheque Date, Payee, and Amount. The data is grouped by bank: Citibank, Hang Seng Bank, and HSBC.

Bank Name	Cheque Number	Cheque Date	Payee	Amount
Citibank	080679	04 Aug 2004	AIA Insurance Limited	2,000.00
	080038	18 Aug 2004	Fast Express Limited	210.00
	080770	18 Aug 2004	Speed Airline Limited	4,078.91
	080780	04 Aug 2004	Tai Wah Company	11,016.82
	080347	19 Aug 2004	Bon Telecommunication Limited	28,080.00
Hang Seng Bank	000244	24 Jul 2004	Jill Stationery Company	103.19
	000289	03 Jul 2004	China Landlord Limited	9,000.00
	000278	03 Jul 2004	Chang Shan Limited	80,000.00
	000246	12 Aug 2004	Waterfall Restaurant	534.51
	000280	25 Aug 2004	Jin Yiting	3,711.24
	000230	25 Aug 2004	Bon Restaurant	2,640.00
	000256	16 Sep 2004	Jin Yiting	10,098.66
	000239	23 Sep 2004	Jin Yiting	45,000.00
	000267	28 Sep 2004	Jin Yiting	78,640.00
	000674	24 Sep 2004	Speed Transport Limited	56,060.00
	000338	25 Sep 2004	Hover Airline	2,388.24
	000275	16 Sep 2004	Worldwide Channel Limited	35,334.00
	000675	17 Sep 2004	Worldwide Channel Limited	5,333.00
HSBC	000276	17 Aug 2004	Dell Computer Limited	19,500.00
	222568	12 Jul 2004	Micro System Supplies Limited	8,967.70
	222560	28 Jul 2004	New Power Limited	
	222534	03 Aug 2004	Ayu Cosmetic Limited	
	222590	29 Jul 2004	Chong Ming Limited	
	222569	04 Aug 2004	Far East Limited	
	222565	06 Aug 2004	Far East Limited	
	222564	13 Aug 2004	Far East Limited	
	222572	17 Aug 2004	Full Lancone Limited	
	222574	18 Aug 2004	Full Lancone Limited	
	222593	13 Aug 2004	Confort Design Limited	
	222576	04 Aug 2004	Ayu Cosmetic Limited	
	222542	31 Aug 2004	France Revenue Department	
222564	31 Aug 2004	France Revenue Department		

The detailed view of cheque 222568 shows the following information:

- Accounting:** Document: A00409000015, Location: New York
- Entry Details:** Accounting Entry: Cheque
- Bank Name:** HSBC
- Date:** 12 Jul 2004 (Day: 12, Month: 07, Year: 2004)
- PAY:** Micro System Supplies Limited (OR-BEARER)
- DOLLARS:** ***HKD8,967.70*** (Amount: 8,967.70)
- Cheque Number:** 222568

EXCHANGE RATE

FLP® Accounting Manager supports multi-currency. You can define currency and monthly exchange rates.

Month	Base Currency	Average Actual Rate	Fixed Rate	Budget Rate
EUR				
Jun-2004	HKD	8.11	8.1	8.1
Jul-2004	HKD	8.105	8.1	8.1
Aug-2004	HKD	8.112	8.1	8.1
Sep-2004	HKD	8.21	8.1	8.1
Oct-2004	HKD	8.22	8.1	8.1
Nov-2004	HKD	8.23	8.1	8.1
Dec-2004	HKD	8.235	8.1	8.1
HKD				
Jun-2004	HKD	1	1	1
Jul-2004	HKD	1	1	1
Aug-2004	HKD	1	1	1
Sep-2004	HKD	1	1	1
Oct-2004	HKD	1	1	1
Nov-2004	HKD	1	1	1
Dec-2004	HKD	1	1	1
USD				
Jun-2004	HKD	7.78	7.778	7.779
Jul-2004	HKD	7.798	7.78	7.8
Aug-2004	HKD	7.8	7.8	7.8
Sep-2004	HKD	7.8	7.8	7.8
Oct-2004	HKD	7.8	7.8	7.8
Nov-2004	HKD	7.8	7.8	7.8
Dec-2004	HKD	7.8	7.8	7.8

ACCOUNT NAMES

FLP® Accounting Manager handles account names as an accountant does, in human way. FLP® does not use the programmer's way to deal with account name. No more 11001 being sub-account of 11000. Contact FLP® to arrange a demonstration to experience the true accountant way of defining your account names.

To define an account name is so simple and yet the background logic has been a hard work to bring this revolutionary account name structure to come true.

Account Name	Account Type	Financial Statements	P/L Group	B/S Group
Accounts Payable	A/P	Balance Sheet		Current Liabilities
Accounts Receivable	A/R	Balance Sheet		Current Assets
Accumulated Depreciation-Motor Car	General	Balance Sheet		Property, Plant and Equipment
Accumulated Depreciation - Equipment	General	Balance Sheet		Property, Plant and Equipment
Accumulated Depreciation - Leasehold Improvements	General	Balance Sheet		Property, Plant and Equipment
Advertising	General	Profit and Loss	Sales and Marketing Expenses	Current Year Profit
Allowances for Doubtful Accounts	General	Balance Sheet		Current Assets
Allowances for Sales Returns	General	Balance Sheet		Current Assets
Bad Debt Expenses	General	Profit and Loss	Operating Expenses	Current Year Profit
Bank Interest	General	Profit and Loss	Finance Costs	Current Year Profit
Bank of China	Bank	Balance Sheet		Current Assets
Bank Overdraft	General	Balance Sheet		Current Liabilities
Bank	Bank	Balance Sheet		Current Assets
Commission	General	Profit and Loss	Sales and Marketing Expenses	Current Year Profit
Common Stocks	General	Balance Sheet		Share Capital
Depreciation	General	Profit and Loss	Operating Expenses	Current Year Profit
Dividend Revenue	General	Profit and Loss	Other Revenue	Current Year Profit
Entertainment	General	Profit and Loss	Operating Expenses	Current Year Profit
Equipment	General	Balance Sheet		Property, Plant and Equipment
Freight-in Charges	General	Profit and Loss	Costs of Goods Sold	Current Year Profit
Hang Seng Bank	Bank	Balance Sheet		Current Assets
HSBC	Bank	Balance Sheet		Current Assets
Insurance	General	Profit and Loss	Operating Expenses	Current Year Profit
Interest Payable	General	Balance Sheet		Current Liabilities
Interest Receivable	General	Balance Sheet		Current Assets
Interest Revenue	General	Profit and Loss	Other Revenue	Current Year Profit
Inventory	General	Balance Sheet		Current Assets
Leasehold Improvements	General	Balance Sheet		Property, Plant and Equipment
Local Travels	General	Profit and Loss	Operating Expenses	Current Year Profit
Long Term Investments	General	Balance Sheet		Investments
Motor Car	General	Balance Sheet		Property, Plant and Equipment
Motor Car Expenses	General	Profit and Loss	Operating Expenses	Current Year Profit
Notes Payable	General	Balance Sheet		Current Liabilities
Notes Receivable	General	Balance Sheet		Current Assets
Office Supplies	General	Profit and Loss	Operating Expenses	Current Year Profit

ACCOUNT NAME GROUPING

To define an account name, you simply:

- ❖ Type the account name
- ❖ Select account type: General, Bank, A/R, A/P
- ❖ Select profit and loss item or balance sheet item
- ❖ Select balance sheet grouping. Also select profit and loss grouping if the account is a profit and loss item.

That's it. You have successfully defined a new account.

The screenshot shows the 'Edit' form for an account named 'Local Travels'. The 'Basics' section includes 'Account Name' (Local Travels), 'Account Type' (General), and 'Financial Statements' (Profit and Loss Item selected). The 'Profit & Loss Group' section has 'Group Name' (Operating Expenses). The 'Balance Sheet Group' section has 'Group Name' (Current Year Profit). A 'Revision History' table is at the bottom.

The screenshot shows the 'Edit' form for an account named 'Ditibank'. The 'Basics' section includes 'Account Name' (Ditibank), 'Account Type' (Bank), and 'Financial Statements' (Balance Sheet Item selected). The 'Balance Sheet Group' section has 'Group Name' (Current Assets). A 'Revision History' table is at the bottom.

Profit and Loss Grouping

Balance Sheet Grouping

SALES INVOICES

If you have selected to use FLP® Accounting Manager only and prefer to issue sales invoices by using other or manual system, you will need to input the double entries (Dr Accounts Receivable; Cr Sales) to FLP® Accounting Manager. FLP® Accounts Receivable Manager, as its name says, lets you have a complete control of your receivables. Using FLP® Accounts Receivable Manager, you can issue sales invoices, debit notes and reminders. Settlements received from customers are also dealt with in FLP® Accounts Receivable Manager.

Customer Part Number	Internal Part Number	Description	Customer Purchase Order	Unit Price in USD	Quantity	Total Amount in USD
PC16P-16-02-Rev 76-2005-SPR		PC mother board Steve NB	SEC-2005/12	0.4900	32,000 Pcs	15,680.0000

Total Amount: USD 15,680.00
Please settle this invoice: **USD 15,680.00**

Sales Confirmation:	SD0506000025
Customer Reference Number:	SEC-2005/12
Payment Terms:	30 days
Payment Method:	Wire Transfer

SEAMLESS INTEGRATION WITH SALES INVOICES

The revolutionary design of FLP® lets you decide to have automatic generation of accounting entries for all sales invoices. In some industries where invoices are heterogeneous, accountants prefer to prepare double entries for each sales invoice. In the latter case, FLP® Accounting Manager is your ideal tool. Click on 'Generate Accounting' and FLP® gives you all defaults and you can make final decision to account name and description.

Sales Invoice Number: S10506000053

Company: Svedigt Electric Circuit Limited
 Contact: Mr Jack Peterson
 Address: Room 32-38, 26th Floor, Gartner Building, Belveirsson Road, Gordonoy Town, Flotuen, Sweden
 Tel/Fax: (86) 3287 1296 / (86) 3287 0067

Date: 2005-02-14
 Our Contact: Jackson Ko
 Email: jackson@ultraactive.com
 Phone: 5111 9652

Customer Part Number	Internal Part Number	Description	Customer Purchase Order	Unit Price in USD	Quantity	Total Amount in USD
PC18P-16-02-Rev 76-2005-SPR		PC mother board Stvc.NB	SEC-2005/12	0.4900	32,000 Pcs	15,680.0000

Total Amount: USD 15,680.00
Please settle this invoice: USD 15,680.00

Sales Confirmation: SC0506000025
 Customer Reference: SEC-2005/12
 Payment Number: 30 days
 Payment Method: Wire Transfer

Transaction Journals

Account Name	Date	Month	Description	Local Debit	Local Credit	Base Debit	Base Credit
ACD0405000257				890.00	890.00	1,055.54	1,055.54
ACD0405000258				380.00	380.00	220.32	220.32
ACD0405000259				18			
ACD0405000260				3			
ACD0405000261				8			
ACD0405000262				86,000.00	86,000.00	49,845.60	49,845.60
ACD0405000263				34,000.00	34,000.00	4,365.60	4,365.60
ACD0405000264				45,000.00	45,000.00	26,082.00	26,082.00
ACD0405000265				67,300.00	67,300.00	79,851.45	79,851.45
ACD0405000266				32,470.20	32,470.20	32,470.20	32,470.20
ACD0405000267				3,409.00	3,409.00	4,043.07	4,043.07
ACD0405000268				2,400.00	2,400.00	1,391.04	1,391.04
ACD0405000269				9,885.76	9,885.76	9,885.76	9,885.76
ACD0405000282				7,800.00	7,800.00	7,800.00	7,800.00
ACD0405000283				100.00	100.00	100.00	100.00
ACD0405000284				3,200.00	3,200.00	3,200.00	3,200.00
ACD0405000285				12,300.00	12,300.00	12,300.00	12,300.00
ACD0405000286				320.00	320.00	320.00	320.00
ACD0405000287				4,011.31	4,011.31	4,011.31	4,011.31
P10506000001				296,999.98	296,999.98	296,999.98	296,999.98
S10405000004				1,965.60	1,965.60	1,965.60	1,965.60
S10405000032				435,221.69	435,221.69	435,221.69	435,221.69
S10405000034				16,848.00	16,848.00	16,848.00	16,848.00
S10506000045				34,320.00	34,320.00	34,320.00	34,320.00
S10506000047				191,445.54	191,445.54	191,445.54	191,445.54
S10506000048				12,480.00	12,480.00	12,480.00	12,480.00
S10506000049				49,140.00	49,140.00	49,140.00	49,140.00
S10506000050				49,920.00	49,920.00	49,920.00	49,920.00
S10506000051				23,088.00	23,088.00	23,088.00	23,088.00
S10506000052				122,304.00	122,304.00	122,304.00	122,304.00
S10506000053							
Accounts Receivable	2005-02-14	Feb-2005	Sales Invoice	HKD 122,304.00		HKD 122,304.00	
Sales	2005-02-14	Feb-2005	Sales Invoice		HKD 122,304.00		HKD 122,304.00

SEAMLESS INTEGRATION WITH RECEIPTS

The xxxrexvoand description.

Accounts Receivable Management FLP

Receipt

Number: RT050600009
 Date: 2005-02-17
 Customer: Swadist Electric Circuit Limited
 Payment Method: Direct Deposit
 Bank: Citibank, N.A.
 Cheque Number:
 Amount Received: USD 3,800.00

Accounting Use

Location: Hong Kong
 Center: Sales Department
 Receipt Amount: USD 3,800.00
 Exchange Rate: 7.8
 Amount in Local Currency: HKD 29,640.00
 Exchange Rate: 1
 Amount in Base Currency: HKD 29,640.00

Invoice Number	Local Receipt Amount	Local Exchange Diff	Local Discount	Base Receipt Amount	Base Exchange Diff	Base Discount
Receipt Details	29,640.00			29,640.00		
S10506000053	9,640.00	0.00	0.00	9,640.00		
S10506000056	8,000.00	0.00	0.00	8,000.00		
S10506000123	12,000.00	0.00	0.00	12,000.00		

Sales Receipt

Accounting FLP

Accounting Entries

Account Name	Date	Month	Description	Local Debit	Local Credit	Base Debit	Base Credit
AC0405000262				8,305.00	8,305.00	4,815.24	4,815.24
AC0405000263				86,000.00	86,000.00	49,845.60	49,845.60
AC0405000264				34,000.00	34,000.00	19,311.04	19,311.04
AC0405000265				48,000.00	48,000.00	26,880.00	26,880.00
AC0405000266				6,000.00	6,000.00	3,360.00	3,360.00
AC0405000267				32,000.00	32,000.00	17,760.00	17,760.00
AC0405000268				3,409.00	3,409.00	4,043.07	4,043.07
AC0405000269				2,400.00	2,400.00	1,391.04	1,391.04
AC0405000282				9,885.76	9,885.76	9,885.76	9,885.76
AC0405000283				7,800.00	7,800.00	7,800.00	7,800.00
AC0405000284				100.00	100.00	100.00	100.00
AC0405000285				3,200.00	3,200.00	3,200.00	3,200.00
AC0405000286				12,300.00	12,300.00	12,300.00	12,300.00
AC0405000287				320.00	320.00	320.00	320.00
P10506000001				4,011.31	4,011.31	4,011.31	4,011.31
P10506000003				10.00	10.00	10.00	10.00
P10506000001				100.00	100.00	100.00	100.00
RT0506000009				29,640.00	29,640.00	29,640.00	29,640.00
Accounts Receivable	2005-02-17	Feb-2005	Receipt		9,640.00	HKD	9,640.00
Accounts Receivable	2005-02-17	Feb-2005	Receipt		8,000.00	HKD	8,000.00
Accounts Receivable	2005-02-17	Feb-2005	Receipt		12,000.00	HKD	12,000.00
Citibank	2005-02-17	Feb-2005	Receipt	29,640.00		HKD	29,640.00
S10405000004				296,999.98	296,999.98	296,999.98	296,999.98
S10405000032				1,965.60	1,965.60	1,965.60	1,965.60
S10405000034				74,435,221.69	74,435,221.69	74,435,221.69	74,435,221.69
S10506000045				16,848.00	16,848.00	16,848.00	16,848.00
S10506000047				34,320.00	34,320.00	34,320.00	34,320.00
S10506000048				191,445.54	191,445.54	191,445.54	191,445.54
S10506000049				12,480.00	12,480.00	12,480.00	12,480.00
S10506000051				49,140.00	49,140.00	49,140.00	49,140.00
S10506000051				49,920.00	49,920.00	49,920.00	49,920.00
S10506000052				23,088.00	23,088.00	23,088.00	23,088.00
S10506000053				122,304.00	122,304.00	122,304.00	122,304.00
				99,894,469.12	99,894,469.12	94,499,774.10	94,499,774.10

Transaction Journals

BUSINESS INTELLIGENCE AND ANALYTICAL REVIEWS

FLP® carries the true context of business intelligence where on every screen and from every menu, you are able to access business and financial analysis anytime and anywhere without necessitating inefficient hardcopies so that you can make informed decisions and plans. Multiple language interface is native to all FLP® business models.

Accounts Receivable Manager

UAT

- 上家銷售合同
 - 已批合同
 - 待批合同
 - 合同清單
 - 不批合同
- 個人銷售合同
- 上家應收帳目
 - 正式發票
 - 付款通知
 - 期票信用
 - 期票在手
 - 收款記錄
 - 收款發票
 - 客戶分析
 - 逾期分析
 - 發票結欠
 - 客戶結欠
 - 催款通知
- 個人應收帳目

Finance and Logistics Profession
Accounts Receivable Manager

Copyright Ultra Active Technology Limited 2001 to 2004. All rights reserved.
Licensee Material. Property of Ultra Active Technology Limited.
UAT, the UAT logo and the trademarks of Ultra Active Technology Limited in the Hong Kong SAR.
IBM, Lotus, Netex and Domino are trademarks of IBM Corporation in the United States,
other countries, or both. All other trademarks are trademarks of their respective companies.

FLP® UAT

CUSTOMER OVERDUE ANALYSIS

Invoice	Date	Event	Invoice/Receipt HKD	Invoice HKD	尚欠 HKD	過期日數	到期日數
未到期				1,697,688.12	1,661,679.42		
▶ 快到期7日內				634,761.00	598,752.30		
▶ 快到期8至14日				416,741.12	416,741.12		
▼ 快到期15至21日				194,434.00	194,434.00		
▶ SI040500783	PCCW-HKT Network Services Limited			62,050.00	62,050.00		
▶ SI040500785	PCCW-HKT Network Services Limited			32,814.00	32,814.00		
▼ SI040500791	Pacific Century Systems Limited			54,070.00	54,070.00		
	2005-01-07	Invoice		54,070.00			20
▶ SI040500793	Pacific Century Systems Limited			45,500.00	45,500.00		
▶ 快到期22至28日				451,752.00	451,752.00		
已到期				3,587,291.44	2,741,484.34		
▶ 已過期多過60日				428,945.00	2,795.00		
▶ 已過期57至60日				465,270.00	279,066.00		
▼ 已過期49至56日				1,860.00	1,860.00		
▼ SI040500620	Kingsmen Hong Kong Limited			300.00	300.00		
	2004-11-22	Invoice		300.00			55
▼ SI040500621	Blitz Nippon Networks Pte Limited			1,560.00	1,560.00		
	2004-11-19	Invoice		1,560.00			54
▼ 已過期42至49日				438,235.00	438,235.00		
▶ SI040500459	Introlines Industrial (HK) Limited			150,000.00	150,000.00		
▶ SI040500651	Federal Express Pacific Inc.			265,490.00	265,490.00		
▶ SI040500665	Equant Hong Kong Limited			8,420.00	8,420.00		
▼ SI040500666	Bloomberg L P			3,600.00	3,600.00		
	2004-12-03	Invoice		3,600.00			44
▶ SI040500675	Hong Kong Institute of Vocational Education (Tsing Yi)			10,725.00	10,725.00		
▶ 已過期35至42日				592,655.00	440,655.00		
▶ 已過期28至35日				265,563.00	210,963.00		
▶ 已過期21至28日				37,520.00	37,520.00		
▶ 已過期15至21日				723,587.00	723,587.00		
▶ 已過期8至14日				521,474.44	490,161.34		
▶ 已過期1至7日				122,162.00	122,162.00		
				5,294,978.56	4,403,143.76		

SALES ANALYSIS BY COMPANY

Invoice	Date	Event	Invoice/Receipt HKD	Invoice HKD	Receipt HKD	Outstanding HKD	準時找數	逾時找數	過期日數	到期日數
▶ The Kowloon Motor Bus Co. (1933) Limited				9,920.00	(9,920.00)	0.00				
▶ The Merton Company Limited				873.60	(873.60)	0.00				
▶ The Montage Accessories Co. Limited				37,440.00	(37,440.00)	0.00				
▶ The Open University of Hong Kong				22,000.00	(22,000.00)	0.00				
▼ The Prudential Assurance Company Limited				318,400.00	(166,400.00)	152,000.00				
▶ SI040500399				14,400.00	(14,400.00)	0.00				
▶ SI040500689				28,000.00	(21,000.00)	7,000.00				
▼ SI040500690				83,000.00	(41,500.00)	41,500.00				
	2004-12-22	Receipt	(41,500.00)							
	2005-01-31	Invoice	83,000.00							38
▼ SI040500691				67,000.00	(30,750.00)	36,250.00				
	2004-12-22	Receipt	(11,500.00)							
	2004-12-22	Receipt	(19,250.00)							
	2005-01-31	Invoice	67,000.00							38
▼ SI040500692				53,000.00	(26,500.00)	26,500.00				
	2004-12-22	Receipt	(26,500.00)							
	2005-01-31	Invoice	53,000.00							38
▼ SI040500693				64,500.00	(32,250.00)	32,250.00				
	2004-12-22	Receipt	(32,250.00)							
	2005-01-31	Invoice	64,500.00							38
▼ SI040500694				8,500.00	0.00	8,500.00				
	2005-01-31	Invoice	8,500.00							38
▶ The Refined Industry Co. Limited				130,400.00	(130,400.00)	0.00				
▶ The Thomson Corporation Hong Kong Limited				159,510.00	(139,760.00)	19,750.00				
▶ The University of Hong Kong				81,540.00	(81,540.00)	0.00				
▶ The Video Meeting Company Limited				148,913.00	(148,913.00)	0.00				
▶ The Whitney Group (Asia) Limited				7,000.00	(7,000.00)	0.00				
▶ The Wrigley Company (HK) Limited				24,325.00	(24,325.00)	0.00				
▶ The Yuen Yuen Institute				260,310.00	(260,310.00)	0.00				
▶ ThreeSixty Sourcing Hong Kong Limited				6,500.00	(6,500.00)	0.00				
▶ Tim Shing Engineering Company				71,500.00	(71,500.00)	0.00				
▶ Time Inc. Asia				3,600.00	(3,600.00)	0.00				
▶ Timeless Software Limited				1,500.00	(1,500.00)	0.00				
▶ Timenwell Computer Limited				102,600.00	(102,600.00)	0.00				

SALES ANALYSIS BY MONTH

	Customer	Invoice	Date	Event	Inr	Invoice HKD	Receipt HKD	尚欠 HKD	準時收款	逾時收款	過期日數
▼ Jan-2005						3,601,207.60	(1,557,869.90)	2,043,337.70			
	▶ Danny Chi Keung Ng					1,307,892.40	(720,239.40)	587,653.00			
	▶ Elisa Yue					73,828.00	(137,159.50)	(63,331.50)			
	▶ Kelvin Ka Wing Leung					562,246.00	(27,205.00)	535,041.00			
	▶ Lucy Pui Pui Chan					239,665.00	(125,060.00)	114,605.00			
	▼ Martin Kai Tak Wong					725,576.20	(223,600.00)	501,976.20			
	▼ BAX Global Limited					359,770.00	0.00	359,770.00			
	▶ SI040500760					98,800.00	0.00	98,800.00			
	▶ SI040500761					121,500.00	0.00	121,500.00			
	▶ SI040500762					30,670.00	0.00	30,670.00			
	▶ SI040500763					73,800.00	0.00	73,800.00			
	▶ SI040500764					35,000.00	0.00	35,000.00			
	▶ Cha Textiles Limited					56,400.00	0.00	56,400.00			
	▶ Chaoda Modern Agriculture (Holdings) Limited					7,600.00	(7,600.00)	0.00			
	▶ CLSA Limited					63,180.00	0.00	63,180.00			
	▶ Infinite Financial Solutions Limited					3,500.00	(3,500.00)	0.00			
	▶ InfoTech System (HK) Limited					165,700.00	(165,700.00)	0.00			
	▶ Maxx Marketing Limited					0.00	(40,000.00)	(40,000.00)			
	▶ Sapphire Technology Limited					6,800.00	(6,800.00)	0.00			
	▶ Reactrum Conferencing Pte Limited					62,626.20	0.00	62,626.20			
	▶ Pui Kai Yu					5,850.00	0.00	5,850.00			
	▶ Rainbow Pui Ling Yu					18,000.00	(18,000.00)	0.00			
	▶ Victor Tao Yang Hung					199,600.00	(66,900.00)	132,700.00			
	▶ Yvian Ka Wing Tam					488,550.00	(238,706.00)	228,844.00			
▶ Dec-2004						4,424,612.74	(3,369,861.32)	1,054,751.42			
▶ Nov-2004						2,911,544.20	(2,867,861.96)	43,682.24			
▶ Oct-2004						1,686,768.00	(2,600,367.36)	(913,599.36)			
▶ Sep-2004						2,361,724.88	(2,074,975.60)	286,749.28			
▶ Aug-2004						1,719,381.00	(1,909,187.32)	(189,806.32)			
▶ Jul-2004						2,098,086.72	(2,071,933.56)	26,153.16			
▶ Jun-2004						2,912,522.56	(1,768,798.90)	1,143,723.66			
▶ May-2004						1,485,242.90	(1,987,419.35)	(492,176.45)			
▶ Apr-2004						1,774,969.20	(1,469,863.55)	305,105.65			
▶ Mar-2004						2,712,286.50	(3,381,941.24)	(669,654.74)			

SALES ANALYSIS BY SALESMAN

	Invoice	Invoice Date	Customer	Invoice Amount	HKD Amount
▶ Iris Tsz Hung Choi				2,263,284.75	2,488,699.65
▶ Ivy Wing Sze Cheng				830,642.00	892,855.20
▶ Juliana Miu Chun Kong				10,055,084.09	10,236,984.09
▶ Kelvin Ka Wing Leung				2,497,367.00	2,645,675.00
▼ Lucy Pui Pui Chan				1,556,471.00	1,768,529.00
▶ Jan-2005				234,025.00	242,865.00
▼ Dec-2004				241,581.00	257,833.00
▶ SI040500769	2004-12-30			USD	790.00
▶ SI040500767	2004-12-24			HKD	3,500.00
▶ SI040500754	2004-12-31			HKD	10,600.00
▶ SI040500733	2004-12-24			HKD	7,800.00
▶ SI040500732	2004-12-24			HKD	13,920.00
▶ SI040500729	2004-12-23			HKD	34,020.00
▶ SI040500721	2004-12-16			HKD	9,300.00
▶ SI040500703	2004-12-10			USD	1,600.00
▶ SI040500698	2004-12-10			HKD	12,500.00
▶ SI040500685	2004-12-08			HKD	9,500.00
▶ SI040500680	2004-12-08			HKD	4,000.00
▶ SI040500675	2004-12-02			HKD	10,725.00
▶ SI040500674	2004-12-03			HKD	30,000.00
▶ SI040500669	2004-12-01			HKD	12,000.00
▶ SI040500666	2004-12-03			HKD	3,600.00
▶ SI040500663	2004-12-01			HKD	5,000.00
▶ SI040500653	2004-12-23			HKD	64,226.00
▶ SI040500648	2004-12-01			HKD	8,500.00
▶ Nov-2004				112,286.00	202,664.60
▶ Oct-2004				249,120.00	257,280.00
▶ Sep-2004				392,252.00	445,679.60
▶ Aug-2004				242,128.00	273,190.40
▶ Jul-2004				85,079.00	88,016.20
▶ Martin Kai Tak Wong				1,011,594.00	1,066,191.20
▶ Michael Sun Kuen Hui				21,720.00	21,720.00
▶ Mike Kam Tak Leung				356,575.00	356,575.00
▶ Pui Kai Yu				1,972,093.48	2,042,884.88

DOCUMENT VERSION CONTROL

FLP® business models allow you to modify documents and retain the original version. By virtue of the version control, FLP® is a breakthrough to the rigid computer system which have long been unpopular to users who in real world situations have to make legitimate modifications to, for example, contact name, quantity and unit price, bearing in mind that real world customers very often insist on the seller modifying the content of, say, a quotation, than accept a brand new quotation.

You just pop-up the document, select 'New Revision' and make the changes, and FLP® keep all the versions.

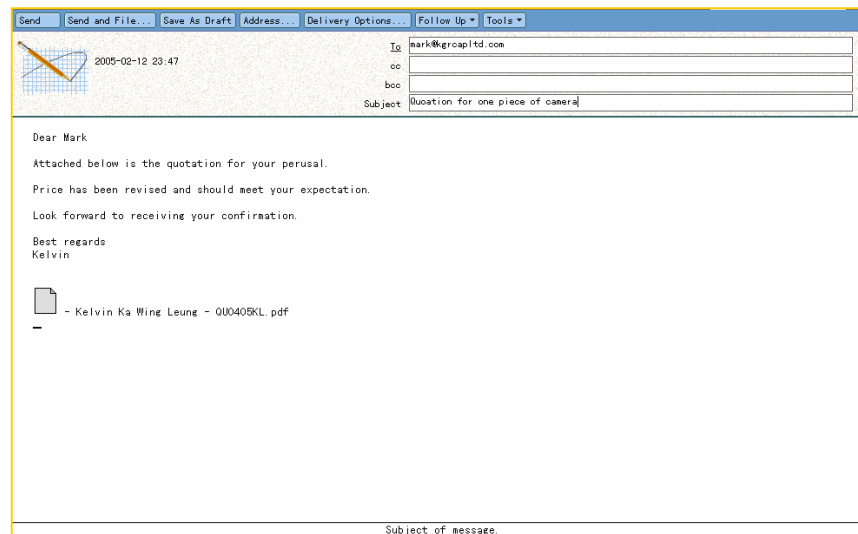
Document	Revision	Date	Company	Customer Part Number
000506000025				
000506000026				
000506000027				
000506000028				
000506000029				
000506000030				
000506000031				
000506000032				
000506000033				
000506000034				
000506000035				
000506000036				
000506000037				
000506000038				
000506000039				
000506000040				
000506000041				
000506000042				
000506000043				
000506000044				
000506000045				
000506000046				
▼ Quotation				
000506000046	▼ Rev2	2005-02-13	Allirele Communications Solution	CR-P-163
000506000046	▼ Rev1	2005-02-13	Allirele Communications Solution	CR-P-163
000506000046		2005-01-29	Allirele Communications Solution	CR-P-163
000506000047				
000506000048				
000506000049				
000506000050				
000506000051				
000506000052				
000506000053				
000506000054				

PDF FILE FORMAT

Going along with all FLP® business models is a market leading PDF printer driver and you can freely print documents in PDF file formats.

EMAIL INTEGRATION

FLP® business models are developed on IBM Lotus Domino. You can freely attach a 'document link' to an email and send it to your colleagues. What's more interesting and yet practically useful is you can conveniently convert an FLP® document to PDF and email it out as attachment



CLICK AND TRIGGER

FLP® Invoicing and Merchandise Delivery business model helps you conduct the business process systematically and efficiently. For example, if you want to prepare an sales confirmation, what you need to do is to pop-up a quotation and click on the 'New Sales Confirmation' button.

REVISION HISTORY

Revision history function allows authorized user to know who has made changes by date, time, and type of changes

AUDIT TRAIL

Revision history is part of audit trail. FLP® Tracking Manager holds other sets of information of events at file level in an easily understandable way. Even if you are not a professional programmer, you will have no difficulty in understanding the information.

COMPREHENSIVE SECURITY

Access control maintenance to allow user only sees relevant and role-based information. Access control can be set up to decide which fields, screens, databases and which records users can access and whether those users can view only or modify information held on the system.

Exec

Basics

Path and Name: flpdata\mrdocumeav.nsf

Form Name: Document

Owner

Owner Field: DocumentHolder

Principal Form Name

Principal Form Name:

|
 |
 |

View / Edit Document

	View	Edit
Owner:	Allowed	Allowed
Creator:	Allowed	Allowed
Server:	Allowed	Allowed
Server Administrator:	Allowed	Allowed
Owner's Supervisors:		
Additional Allowed Person / [Role]:	/ [DeptRepresent]	/ [DeptRepresent]
Except Person / [Role]:	/	/

Add / Delete Document

	Add	Delete
Owner:	Not Applicable	Allowed
Creator:	Not Applicable	Allowed

SEAMLESS INTEGRATION OF FUNCTIONALITES

FLP® business models adopt advanced technology requiring no periodic update or posting. All information are online and up-to-date.

USING FLP®

You truly have used next generation technology in achieving today's business success.





FLP® BUSINESS MODEL:

A FOUNDATION FOR YOU TO BUILD YOUR OWN BUSINESS MODEL

No two companies are the same even conducting the same business in the same industry. Why should you choose a standard software package.

No other software solutions provide more feature and functions than FLP® does costeffectively. No other software solutions provide such an all-in-one interface integrating with your company wide company business processes. FLP® provides a market leading collaboration platform for all your company staff to work on anytime, anywhere with unlimited scalability without physical country border barriers over the Internet.

What's more, FLP® shares our experience with you to customize the software applications to suit your business and prepare for the future.

FLP® is empowered by IBM® Lotus® Domino®/Notes® technology.

© 2004-2005 by Ultra Active Technology Limited. All rights reserved.

Ultra Active Technology Limited is the developer of FLP®.

FLP®, UAT® and all FLP® products and services mentioned herein are trademarks or registered trademarks of Ultra Active Technology Limited in the Hong Kong SAR. All other product and service names mentioned are the trademarks of their respective companies.

ULTRA ACTIVE TECHNOLOGY LIMITED

Room 1903
Office Tower, Convention Plaza
1 Harbour Road
Wanchai
Hong Kong
Hong Kong SAR

Tel: (852) 3111 9600

Fax: (852) 2357 5328

FLP Hotline: (852) 3111 9696

FLP Customer Services: (852) 3111 9686

FLP Website: www.flpe.com

Email: info@flpe.com

FLP®
Customized To Your Business

Successful Business Selects FLP®

